

Scaled data based on original data using  
LM-79-08 Approved Method: Electrical and Photometric Measurements of Solid-  
State Lighting Products

Test Report Prepared for  
Cooper Lighting Solutions  
(formerly Eaton)

Brand: McGRAW-EDISON

Report Number: P228109

Luminaire Tested: **ISS-AF-1200-LED-E1-SL2-7030**

Issue Date: 3/3/2020

**Test Information**

Test Method: LM-79-08  
Report Number: P228109  
TEST IS SCALED FROM IESNA LM-79-08 TEST DATA (P29761)  
Test Lab: INNOVATION CENTER-P2  
Issue Date: 3/3/2020  
Manufacturer: COOPER LIGHTING SOLUTIONS (FORMERLY EATON)  
Product Line: MCGRAW-EDISON  
Catalog Number: ISS-AF-1200-LED-E1-SL2-7030  
Description: IMPACT ELITE LED QUATER SPHERE LUMINAIRE  
LIGHT SQUARE WITH ACCULED OPTICS-TYPE II W/SPILL CONTROL  
Light Source: (16) 3000K CCT, 70 CRI LEDs  
Ballast/Driver: ELECTRONIC DRIVER

**Summary**

Lumens per Lamp: N/A  
Luminaire Lumens: 5510 lumens  
Efficiency: N/A  
Efficacy: 83.5 lumens/watt  
Luminous Opening: Rectangular (W 0.5' x L: 0.5' x H: 0')  
IES Classification: Type III - Medium - Non-Cutoff  
BUG Rating: B1 - U0 - G2

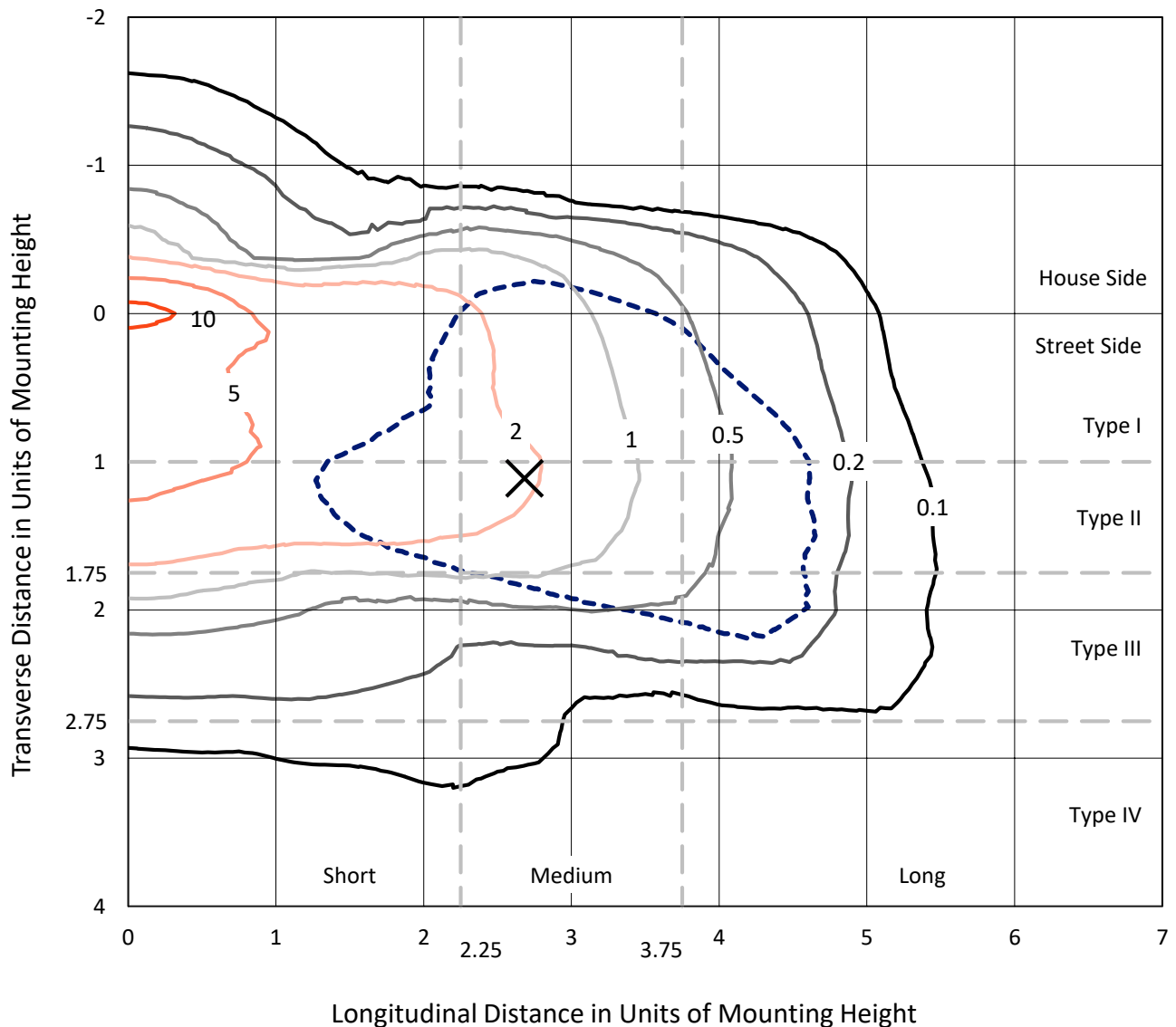
Input Watts (W): 66  
Input Voltage (V): 120  
Input Current (Ain): NR  
Voltage Rise (V): NR  
Power Factor: NR  
Total Harmonic Distortion (THDi): NR  
Frequency (hertz): 60  
Stabilization Time: NR  
Operation Time: NR  
Ambient Temperature (°C): NR  
Test Distance: 25 FT



REPORT NUMBER: P228109  
 CATALOG NUMBER: ISS-AF-1200-LED-E1-SL2-7030

### Iso-Footcandle Lines of Horizontal Illumination

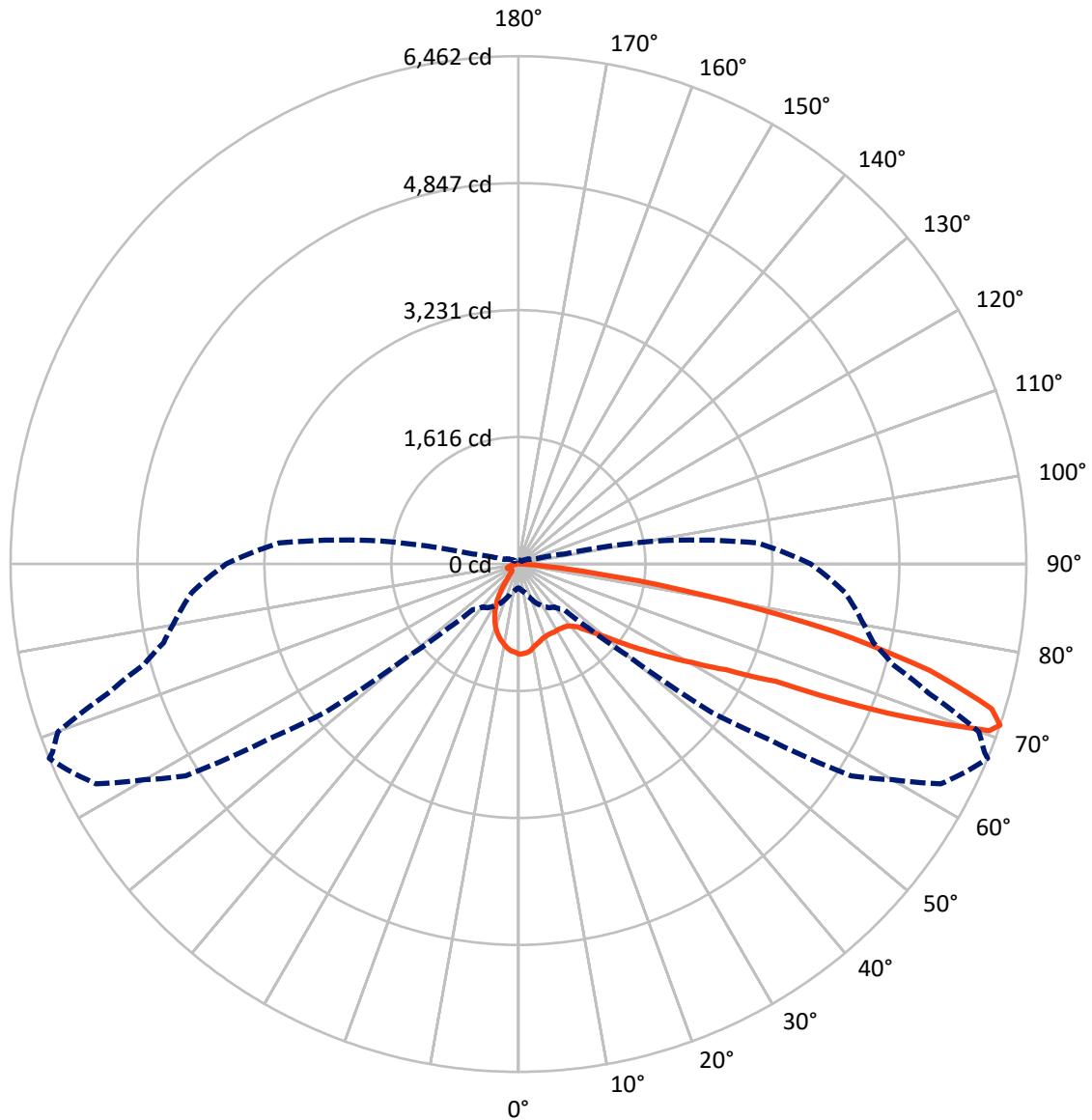
× Max cd  
 - - - 1/2 Max cd



Based on 10 foot mounting height. Maximum calculated value = 11.5 fc  
 Type III - Medium - Non-Cutoff

REPORT NUMBER: P228109  
CATALOG NUMBER: ISS-AF-1200-LED-E1-SL2-7030

### Luminous Intensity Polar Plot



— Vertical Plane Through 67.5-Deg Lateral    - - - Horizontal Cone Through 71-Deg Vertical

REPORT NUMBER: P228109  
 CATALOG NUMBER: ISS-AF-1200-LED-E1-SL2-7030

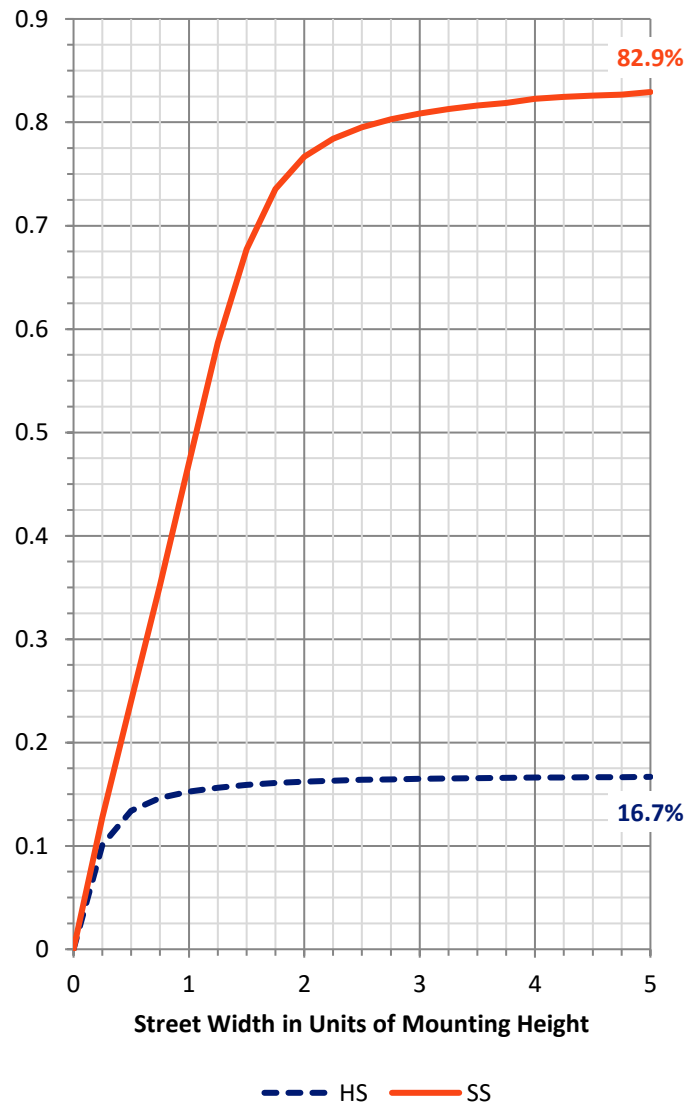
**FLUX DISTRIBUTION:**

		Downward	Upward	Total
<b>House Side</b>	Lumens	928.5	0.0	928.5
	% Fixture	16.9	0.0	16.9
<b>Street Side</b>	Lumens	4581.5	0.0	4581.5
	% Fixture	83.1	0.0	83.1
<b>Total</b>	Lumens	5510.0	0.0	5510.0
	% Fixture	100.0	0.0	100.0

**Coefficient of Utilization**

**ZONAL LUMENS:**

Zone	Lumens	% Fixture
0°-10°	100.2	1.8
10°-20°	239.7	4.4
20°-30°	326.0	5.9
30°-40°	445.5	8.1
40°-50°	671.3	12.2
50°-60°	1063.9	19.3
60°-70°	1408.4	25.6
70°-80°	1122.0	20.4
80°-90°	133.0	2.4
90°-100°	0.0	0.0
100°-110°	0.0	0.0
110°-120°	0.0	0.0
120°-130°	0.0	0.0
130°-140°	0.0	0.0
140°-150°	0.0	0.0
150°-160°	0.0	0.0
160°-170°	0.0	0.0
170°-180°	0.0	0.0
0°-90°	5510.0	100.0
0°-180°	5510.0	100.0



REPORT NUMBER: P228109

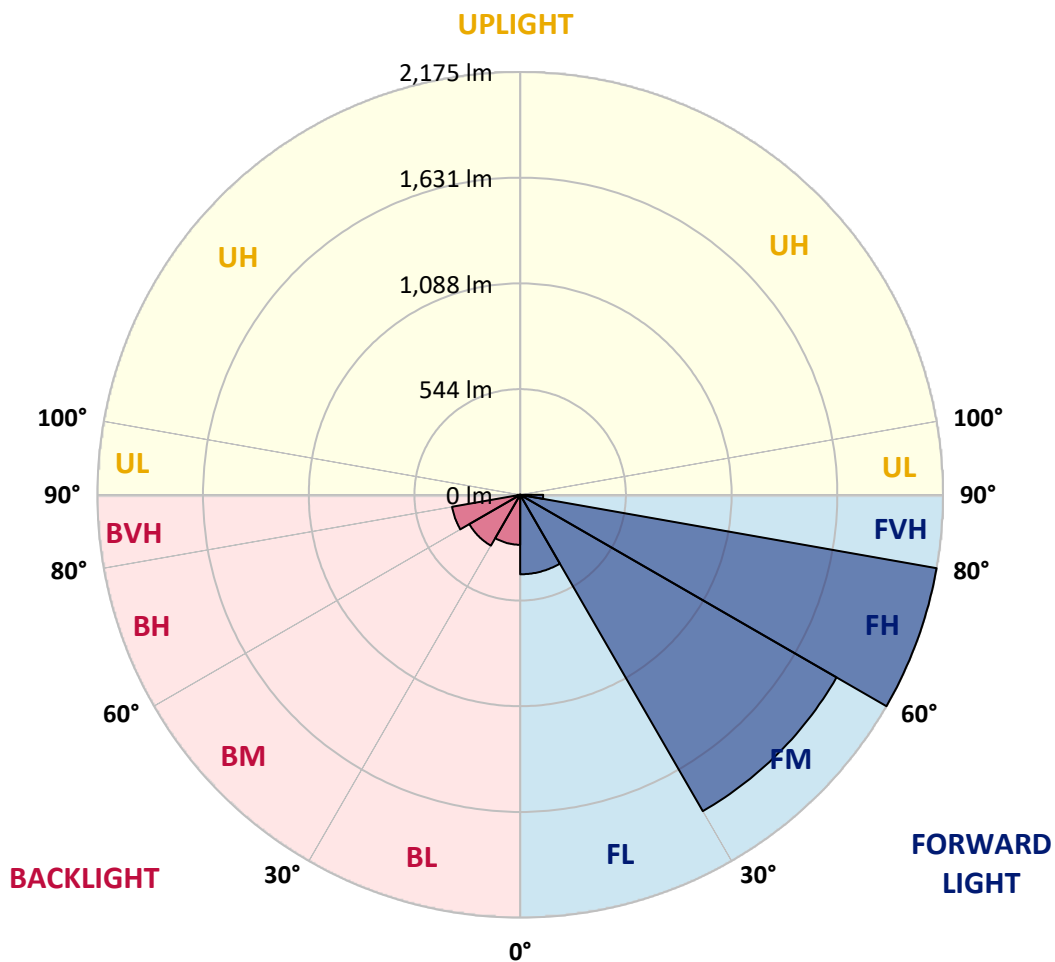
CATALOG NUMBER: ISS-AF-1200-LED-E1-SL2-7030

**LUMINAIRE CLASSIFICATION SYSTEM LUMEN TABLE AND BUG RATING:**

Zone	Lumens	% Fixture	Zone Rating/Lumen Limit		
			B	U	G
FL (0°-30°)	408.8	7.4			
FM (30°-60°)	1879.0	34.1			
FH (60°-80°)	2175.0	39.5			G2/5000
FVH (80°-90°)	118.6	2.2			G2/225
BL (0°-30°)	257.0	4.7	B1/500		
BM (30°-60°)	301.7	5.5	B1/1000		
BH (60°-80°)	355.4	6.4	B1/500		G1/500
BVH (80°-90°)	14.4	0.3			G1/100
UL (90°-100°)	0.0	0.0		U0/0	
UH (100°-180°)	0.0	0.0		U0/0	

**BUG Rating: B1-U0-G2**

Type III Medium





REPORT NUMBER: P228109

CATALOG NUMBER: ISS-AF-1200-LED-E1-SL2-7030

**CANDELA DISTRIBUTION (FULL):**

	0°	5°	15°	25°	35°	37.5°	40°	42.5°	45°	47.5°	50°
0°	1148.2	1148.2	1148.2	1148.2	1148.2	1148.2	1148.2	1148.2	1148.2	1148.2	1148.2
2.5°	1127.1	1123.2	1123.2	1129.0	1138.6	1130.9	1136.7	1136.7	1138.6	1144.4	1146.3
5°	1044.4	1036.7	1044.4	1052.1	1073.2	1069.4	1075.1	1080.9	1092.4	1094.4	1109.8
7.5°	969.4	965.5	971.3	986.7	1013.6	1005.9	1013.6	1021.3	1034.7	1040.5	1055.9
10°	911.7	905.9	913.6	925.1	952.0	950.1	954.0	963.6	979.0	982.8	1002.0
12.5°	869.3	869.3	873.2	888.6	911.7	909.7	921.3	927.0	940.5	944.3	965.5
15°	848.2	842.4	850.1	863.6	886.6	886.6	894.3	900.1	919.3	921.3	940.5
17.5°	828.9	830.9	832.8	848.2	869.3	865.5	875.1	879.0	900.1	896.3	919.3
20°	828.9	832.8	830.9	840.5	855.9	848.2	859.7	861.6	884.7	879.0	904.0
22.5°	852.0	855.9	850.1	848.2	854.0	848.2	854.0	857.8	875.1	871.3	894.3
25°	892.4	900.1	892.4	879.0	873.2	857.8	861.6	867.4	880.9	871.3	892.4
27.5°	955.9	961.7	948.2	934.7	907.8	890.5	884.7	882.8	898.2	882.8	900.1
30°	1029.0	1036.7	1025.1	1000.1	961.7	932.8	921.3	915.5	925.1	902.0	919.3
32.5°	1107.8	1115.5	1107.8	1088.6	1036.7	994.4	979.0	965.5	973.2	942.4	950.1
35°	1188.6	1196.3	1204.0	1192.5	1125.1	1077.1	1052.1	1040.5	1038.6	1000.1	1002.0
37.5°	1259.8	1267.5	1292.5	1304.0	1242.5	1177.1	1154.0	1129.0	1130.9	1077.1	1077.1
40°	1346.3	1355.9	1388.6	1415.6	1375.2	1296.3	1269.4	1242.5	1242.5	1171.3	1173.2
42.5°	1463.6	1475.2	1496.3	1532.9	1519.4	1438.6	1409.8	1373.2	1377.1	1292.5	1290.5
45°	1629.0	1636.7	1636.7	1659.8	1661.7	1584.8	1565.6	1529.0	1536.7	1429.0	1434.8
47.5°	1844.5	1834.8	1796.4	1809.8	1825.2	1744.4	1727.1	1704.1	1713.7	1598.3	1609.8
50°	2044.5	2036.8	1957.9	1961.8	2017.6	1934.9	1929.1	1900.2	1913.7	1798.3	1815.6
52.5°	2119.5	2106.0	2027.2	2069.5	2225.3	2179.1	2188.7	2175.3	2183.0	2059.9	2056.0
55°	2034.9	2034.9	1986.8	2063.7	2381.1	2406.1	2484.9	2515.7	2548.4	2425.3	2398.4
57.5°	1800.2	1815.6	1823.3	1959.9	2356.1	2463.8	2613.8	2744.6	2911.9	2904.2	2944.6
60°	1411.7	1438.6	1482.9	1706.0	2248.4	2425.3	2619.6	2815.7	3046.5	3194.6	3413.9
62.5°	990.5	1013.6	1050.1	1204.0	1934.9	2238.7	2519.5	2821.5	3115.8	3348.5	3637.0
65°	673.2	696.2	773.2	857.8	1167.5	1609.8	2038.7	2538.8	2986.9	3419.7	3808.2
67.5°	484.7	498.1	557.8	700.1	777.0	857.8	1017.4	1606.0	2158.0	3029.2	3596.6
70°	363.5	377.0	430.8	588.5	682.8	703.9	742.4	846.3	986.7	1702.1	2446.5
71°	303.9	323.1	388.5	553.9	678.9	696.2	713.6	775.1	821.3	1204.0	1815.6
72.5°	213.5	227.0	288.5	511.6	652.0	692.4	732.8	730.9	727.0	821.3	1098.2
75°	136.6	136.6	136.6	288.5	696.2	671.2	686.6	769.3	727.0	690.5	723.2
77.5°	107.7	105.8	100.0	144.2	544.3	680.9	721.2	742.4	782.8	721.2	688.5
80°	80.8	78.9	78.9	90.4	252.0	440.4	609.7	677.0	705.9	767.4	700.1
82.5°	42.3	42.3	46.2	53.9	94.2	153.9	315.4	519.3	580.8	584.7	590.5
85°	13.5	11.5	15.4	25.0	40.4	50.0	88.5	209.6	311.6	377.0	398.1
87.5°	0.0	0.0	0.0	0.0	0.0	0.0	0.0	5.8	7.7	13.5	17.3
90°	0.0	0.0	0.0	0.0	0.0	0.0	0.0	0.0	0.0	0.0	0.0



REPORT NUMBER: P228109

CATALOG NUMBER: ISS-AF-1200-LED-E1-SL2-7030

**CANDELA DISTRIBUTION (continued):**

	52.5°	55°	57.5°	60°	62.5°	65°	67.5°	68°	70°	72.5°	75°
0°	1148.2	1148.2	1148.2	1148.2	1148.2	1148.2	1148.2	1148.2	1148.2	1148.2	1148.2
2.5°	1140.5	1148.2	1142.4	1150.1	1140.5	1152.1	1142.4	1148.2	1150.1	1142.4	1152.1
5°	1100.1	1123.2	1115.5	1132.8	1125.1	1140.5	1132.8	1148.2	1148.2	1142.4	1155.9
7.5°	1050.1	1073.2	1075.1	1092.4	1092.4	1111.7	1111.7	1127.1	1134.8	1134.8	1154.0
10°	1000.1	1021.3	1025.1	1044.4	1048.2	1071.3	1071.3	1092.4	1107.8	1113.6	1136.7
12.5°	961.7	988.6	988.6	1009.7	1005.9	1040.5	1044.4	1063.6	1079.0	1092.4	1123.2
15°	938.6	963.6	963.6	984.7	980.9	1015.5	1021.3	1040.5	1063.6	1071.3	1113.6
17.5°	915.5	940.5	934.7	963.6	961.7	1000.1	996.3	1025.1	1044.4	1055.9	1104.0
20°	896.3	925.1	921.3	950.1	942.4	984.7	984.7	1013.6	1032.8	1042.4	1098.2
22.5°	886.6	917.4	909.7	938.6	932.8	975.1	975.1	1004.0	1025.1	1040.5	1096.3
25°	886.6	913.6	905.9	938.6	929.0	975.1	973.2	1002.0	1023.2	1036.7	1098.2
27.5°	890.5	917.4	911.7	942.4	934.7	975.1	979.0	1004.0	1025.1	1040.5	1102.1
30°	904.0	929.0	915.5	944.3	938.6	977.0	975.1	1002.0	1023.2	1042.4	1102.1
32.5°	932.8	946.3	929.0	954.0	942.4	980.9	980.9	1000.1	1025.1	1048.2	1102.1
35°	973.2	982.8	955.9	973.2	952.0	990.5	988.6	1009.7	1029.0	1048.2	1105.9
37.5°	1030.9	1042.4	1000.1	1015.5	980.9	1011.7	1004.0	1029.0	1048.2	1059.7	1125.1
40°	1117.4	1121.3	1065.5	1077.1	1029.0	1055.9	1036.7	1071.3	1080.9	1088.6	1154.0
42.5°	1223.2	1227.1	1155.9	1163.6	1102.1	1125.1	1092.4	1129.0	1142.4	1140.5	1211.7
45°	1354.0	1355.9	1275.2	1280.9	1209.8	1229.0	1188.6	1219.4	1229.0	1223.2	1296.3
47.5°	1496.3	1511.7	1421.3	1429.0	1354.0	1363.6	1313.6	1348.2	1348.2	1342.5	1417.5
50°	1684.8	1707.9	1602.1	1613.7	1527.1	1534.8	1477.1	1513.7	1509.8	1494.4	1579.0
52.5°	1919.5	1940.6	1829.1	1844.5	1752.1	1756.0	1684.8	1727.1	1715.6	1690.6	1788.7
55°	2206.0	2208.0	2104.1	2117.6	2025.3	2019.5	1931.0	1982.9	1965.6	1931.0	2021.4
57.5°	2665.7	2609.9	2438.8	2434.9	2334.9	2327.2	2213.7	2277.2	2248.4	2175.3	2294.5
60°	3406.2	3423.5	2986.9	2919.6	2733.0	2698.4	2548.4	2621.5	2586.9	2467.6	2584.9
62.5°	3823.6	4098.6	4071.7	3829.3	3348.5	3217.7	2963.8	3050.4	2960.0	2785.0	2894.6
65°	4133.2	4506.3	4721.7	4954.5	4739.1	4204.4	3604.3	3725.5	3504.3	3171.5	3277.3
67.5°	4248.6	4698.7	5152.6	5483.4	5708.4	5748.8	5054.5	5087.2	4542.9	3877.4	3890.9
70°	3644.7	4308.2	5196.8	5616.1	6062.3	6281.6	6354.6	6320.0	5968.1	5025.6	4666.0
71°	3088.8	3892.8	5019.9	5487.2	6058.4	6270.0	6462.3	6397.0	6233.5	5481.5	4929.5
72.5°	2092.6	3102.3	4502.5	5094.9	5856.5	6010.4	6298.9	6183.5	6148.8	5821.9	5175.6
75°	984.7	1546.3	2929.2	3825.5	4956.4	5104.5	5406.4	5264.1	5173.7	5285.3	4923.7
77.5°	725.1	844.3	1607.9	2377.2	3604.3	3813.9	4073.6	3898.6	3783.2	3894.7	3642.8
80°	659.7	663.5	832.8	1254.0	2150.3	2275.3	2373.4	2231.0	2056.0	2048.3	1815.6
82.5°	607.8	575.1	540.5	663.5	1102.1	1048.2	969.4	898.2	698.2	559.7	403.9
85°	386.6	423.1	384.7	363.5	438.5	361.6	286.6	275.0	194.3	130.8	121.2
87.5°	26.9	30.8	36.5	42.3	51.9	42.3	26.9	32.7	19.2	0.0	9.6
90°	0.0	0.0	0.0	0.0	0.0	0.0	0.0	0.0	0.0	0.0	0.0





REPORT NUMBER: P228109

CATALOG NUMBER: ISS-AF-1200-LED-E1-SL2-7030

**CANDELA DISTRIBUTION (continued):**

	77.5°	80°	85°	90°	95°	100°	102.5°	105°	107.5°	110°	112.5°
0°	1148.2	1148.2	1148.2	1148.2	1148.2	1148.2	1148.2	1148.2	1148.2	1148.2	1148.2
2.5°	1138.6	1148.2	1152.1	1150.1	1146.3	1142.4	1129.0	1138.6	1125.1	1134.8	1123.2
5°	1144.4	1157.8	1159.8	1155.9	1152.1	1144.4	1121.3	1134.8	1119.4	1127.1	1109.8
7.5°	1142.4	1163.6	1165.5	1161.7	1154.0	1140.5	1117.4	1127.1	1102.1	1107.8	1084.8
10°	1132.8	1163.6	1165.5	1155.9	1144.4	1123.2	1096.3	1100.1	1075.1	1075.1	1044.4
12.5°	1123.2	1159.8	1169.4	1155.9	1136.7	1107.8	1077.1	1073.2	1044.4	1042.4	1007.8
15°	1123.2	1163.6	1177.1	1159.8	1130.9	1090.5	1054.0	1046.3	1013.6	1004.0	965.5
17.5°	1121.3	1163.6	1182.8	1159.8	1125.1	1073.2	1027.1	1019.4	977.0	961.7	917.4
20°	1119.4	1167.5	1186.7	1155.9	1107.8	1052.1	1000.1	984.7	938.6	913.6	861.6
22.5°	1117.4	1175.1	1190.5	1152.1	1096.3	1025.1	971.3	944.3	890.5	857.8	796.3
25°	1127.1	1184.8	1192.5	1148.2	1079.0	996.3	938.6	902.0	842.4	800.1	727.0
27.5°	1130.9	1194.4	1196.3	1140.5	1057.8	965.5	904.0	854.0	786.6	734.7	652.0
30°	1142.4	1196.3	1190.5	1125.1	1032.8	927.0	863.6	802.0	727.0	659.7	561.6
32.5°	1146.3	1202.1	1186.7	1107.8	1007.8	888.6	817.4	746.2	655.9	577.0	457.7
35°	1154.0	1205.9	1182.8	1098.2	980.9	848.2	769.3	688.5	584.7	484.7	348.1
37.5°	1165.5	1223.2	1192.5	1094.4	967.4	813.6	715.5	628.9	500.1	382.7	230.8
40°	1194.4	1257.8	1209.8	1100.1	957.8	784.7	663.5	567.4	403.9	282.7	159.6
42.5°	1252.1	1317.5	1254.0	1129.0	963.6	759.7	609.7	502.0	305.8	201.9	132.7
45°	1338.6	1394.4	1327.1	1177.1	986.7	746.2	559.7	434.7	219.3	161.6	121.2
47.5°	1465.6	1519.4	1434.8	1254.0	1027.1	740.5	507.8	363.5	169.3	146.2	117.3
50°	1632.9	1696.4	1590.6	1375.2	1102.1	746.2	452.0	296.2	148.1	142.3	115.4
52.5°	1838.7	1900.2	1794.5	1554.0	1225.2	778.9	392.4	257.7	140.4	140.4	113.5
55°	2071.4	2158.0	2054.1	1802.1	1415.6	850.1	355.8	244.3	140.4	142.3	111.6
57.5°	2346.4	2419.5	2327.2	2040.6	1644.4	967.4	359.7	257.7	140.4	142.3	109.6
60°	2615.7	2706.1	2600.3	2344.5	1906.0	1144.4	438.5	327.0	146.2	148.1	109.6
62.5°	2896.5	2965.8	2879.2	2609.9	2202.2	1363.6	596.2	473.1	169.3	175.0	117.3
65°	3204.2	3317.7	3227.3	3006.1	2621.5	1713.7	896.3	709.7	250.0	203.9	128.9
67.5°	3737.0	3783.2	3738.9	3537.0	3111.9	2002.2	1067.4	721.2	250.0	198.1	144.2
70°	4458.2	4354.4	4156.3	3779.3	3163.9	1796.4	765.5	440.4	213.5	188.5	151.9
71°	4625.6	4465.9	4173.6	3719.7	3056.1	1621.4	594.3	348.1	200.0	184.6	151.9
72.5°	4727.5	4489.0	4046.7	3544.7	2844.6	1277.1	392.4	273.1	182.7	175.0	146.2
75°	4594.8	4154.4	3573.5	3067.7	2329.1	663.5	246.2	207.7	155.8	151.9	126.9
77.5°	3648.5	3261.9	2636.9	2229.1	1498.3	294.3	176.9	157.7	123.1	119.2	98.1
80°	1702.1	1365.6	800.1	686.6	471.2	173.1	121.2	107.7	88.5	84.6	69.2
82.5°	309.7	232.7	180.8	175.0	157.7	101.9	71.2	65.4	55.8	53.9	44.2
85°	105.8	101.9	76.9	76.9	78.9	53.9	40.4	38.5	28.8	28.8	19.2
87.5°	1.9	9.6	9.6	13.5	11.5	9.6	3.8	5.8	1.9	5.8	0.0
90°	0.0	0.0	0.0	0.0	0.0	0.0	0.0	0.0	0.0	0.0	0.0



REPORT NUMBER: P228109

CATALOG NUMBER: ISS-AF-1200-LED-E1-SL2-7030

**CANDELA DISTRIBUTION (continued):**

	115°	117.5°	120°	122.5°	125°	127.5°	130°	135°	145°	155°	165°
0°	1148.2	1148.2	1148.2	1148.2	1148.2	1148.2	1148.2	1148.2	1148.2	1148.2	1148.2
2.5°	1132.8	1117.4	1130.9	1117.4	1125.1	1109.8	1119.4	1113.6	1113.6	1107.8	1104.0
5°	1115.5	1096.3	1105.9	1090.5	1098.2	1075.1	1080.9	1071.3	1052.1	1040.5	1025.1
7.5°	1090.5	1061.7	1069.4	1046.3	1052.1	1021.3	1027.1	1009.7	973.2	950.1	927.0
10°	1046.3	1019.4	1021.3	992.4	990.5	959.7	954.0	930.9	877.0	838.6	807.8
12.5°	1002.0	971.3	967.4	932.8	927.0	890.5	882.8	846.3	767.4	692.4	644.3
15°	955.9	917.4	905.9	869.3	848.2	817.4	796.3	742.4	628.9	530.8	467.4
17.5°	904.0	854.0	836.6	794.3	763.6	717.4	686.6	613.5	467.4	361.6	317.3
20°	836.6	782.8	752.0	698.2	657.8	602.0	563.5	469.3	311.6	257.7	252.0
22.5°	761.6	698.2	659.7	592.4	542.4	482.8	421.2	317.3	221.2	209.6	217.3
25°	682.8	603.9	553.9	471.2	403.9	334.7	277.0	211.6	180.8	178.9	190.4
27.5°	588.5	498.1	427.0	328.9	267.3	213.5	188.5	167.3	153.9	155.8	167.3
30°	484.7	367.4	292.3	205.8	178.9	155.8	151.9	144.2	138.5	142.3	150.0
32.5°	361.6	234.6	188.5	148.1	146.2	132.7	136.6	132.7	130.8	132.7	138.5
35°	244.3	155.8	148.1	126.9	130.8	121.2	126.9	125.0	123.1	123.1	126.9
37.5°	169.3	128.9	132.7	117.3	123.1	115.4	121.2	119.2	117.3	115.4	117.3
40°	140.4	117.3	123.1	111.6	117.3	109.6	115.4	113.5	111.6	107.7	107.7
42.5°	128.9	111.6	117.3	105.8	113.5	103.9	111.6	107.7	103.9	100.0	101.9
45°	125.0	107.7	113.5	101.9	109.6	100.0	105.8	103.9	96.2	94.2	96.2
47.5°	121.2	105.8	111.6	100.0	105.8	96.2	101.9	98.1	90.4	88.5	90.4
50°	119.2	101.9	107.7	96.2	101.9	94.2	98.1	94.2	86.5	84.6	84.6
52.5°	117.3	100.0	105.8	92.3	98.1	86.5	92.3	88.5	80.8	78.9	78.9
55°	117.3	98.1	101.9	88.5	94.2	82.7	86.5	82.7	78.9	75.0	75.0
57.5°	115.4	94.2	100.0	84.6	88.5	78.9	82.7	78.9	73.1	71.2	71.2
60°	115.4	92.3	98.1	82.7	86.5	75.0	78.9	75.0	69.2	67.3	67.3
62.5°	121.2	96.2	100.0	84.6	86.5	75.0	76.9	71.2	65.4	65.4	63.5
65°	132.7	107.7	107.7	88.5	88.5	75.0	76.9	69.2	61.5	61.5	61.5
67.5°	144.2	119.2	117.3	94.2	92.3	75.0	75.0	65.4	57.7	57.7	57.7
70°	151.9	125.0	121.2	96.2	92.3	73.1	71.2	61.5	53.9	53.9	53.9
71°	150.0	125.0	119.2	94.2	88.5	69.2	69.2	59.6	51.9	51.9	50.0
72.5°	142.3	117.3	111.6	88.5	84.6	65.4	65.4	55.8	48.1	48.1	46.2
75°	121.2	100.0	94.2	75.0	71.2	57.7	55.8	46.2	42.3	40.4	40.4
77.5°	94.2	78.9	73.1	59.6	57.7	46.2	44.2	38.5	34.6	34.6	32.7
80°	67.3	55.8	51.9	40.4	36.5	30.8	32.7	28.8	26.9	26.9	25.0
82.5°	40.4	28.8	28.8	23.1	25.0	19.2	21.2	21.2	19.2	15.4	15.4
85°	21.2	13.5	17.3	9.6	13.5	5.8	9.6	7.7	7.7	5.8	5.8
87.5°	3.8	0.0	1.9	0.0	1.9	0.0	0.0	0.0	0.0	0.0	0.0
90°	0.0	0.0	0.0	0.0	0.0	0.0	0.0	0.0	0.0	0.0	0.0

REPORT NUMBER: P228109

CATALOG NUMBER: ISS-AF-1200-LED-E1-SL2-7030

**CANDELA DISTRIBUTION (continued):**

	175°	180°
0°	1148.2	1148.2
2.5°	1092.4	1094.4
5°	1017.4	1021.3
7.5°	909.7	915.5
10°	780.9	784.7
12.5°	615.5	615.5
15°	430.8	434.7
17.5°	302.0	303.9
20°	253.9	255.8
22.5°	227.0	228.9
25°	201.9	203.9
27.5°	175.0	176.9
30°	157.7	159.6
32.5°	142.3	144.2
35°	128.9	128.9
37.5°	119.2	119.2
40°	109.6	109.6
42.5°	103.9	103.9
45°	98.1	98.1
47.5°	92.3	92.3
50°	86.5	88.5
52.5°	80.8	80.8
55°	75.0	75.0
57.5°	69.2	71.2
60°	65.4	65.4
62.5°	61.5	61.5
65°	59.6	59.6
67.5°	55.8	55.8
70°	51.9	51.9
71°	50.0	50.0
72.5°	46.2	46.2
75°	40.4	38.5
77.5°	32.7	32.7
80°	25.0	23.1
82.5°	15.4	13.5
85°	5.8	3.8
87.5°	0.0	0.0
90°	0.0	0.0

(END OF REPORT)